

1

NEWPORT BRASS

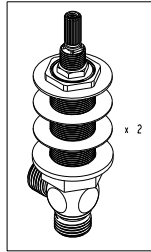
Flawless Beauty. From Faucet to Finish.

INSTALLATION INSTRUCTIONS INSTRUCCIONES DE INSTALACIÓN

VALVE VÁLVULA

DECK MOUNT MONTAJE EN CUBIERTA

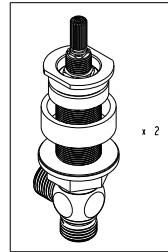
ADJUSTABLE HEIGHT
ALTURA AJUSTABLE



x 2

OR

FIXED HEIGHT
ALTURA FIJA



x 2

REPRESENTATIVE IMAGE SHOWN IDENTIFY YOUR PRODUCT
IMAGEN REPRESENTATIVA MOSTRADA IDENTIFIQUE SU PRODUCTO

RECOMMEND INSTALLATION BY A PROFESSIONAL PLUMBING CONTRACTOR
RECOMIENDE LA INSTALACIÓN A UN CONTRATISTA DE PLOMERÍA PROFESIONAL

NOTE: THE USE OF PETROLEUM BASE PLUMBERS PUTTY ON OUR PRODUCTS WILL NULLIFY THE WARRANTY.
WE RECOMMEND THE USE OF CLEAR SILICONE SEALING MATERIALS.
NOTA: EL USO DE MASILLA DE PLOMERÍA A BASE DE PETRÓLEO EN NUESTROS PRODUCTOS ANULARÁ LA GARANTÍA.
RECOMENDAMOS EL USO DE MATERIALES DE SELLADO DE SILICONA TRANSPARENTE.

2

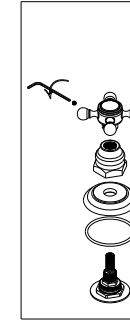
NEWPORT BRASS

Flawless Beauty. From Faucet to Finish.

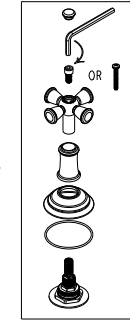
INSTALLATION INSTRUCTIONS INSTRUCCIONES DE INSTALACIÓN

HANDLES MANIJAS

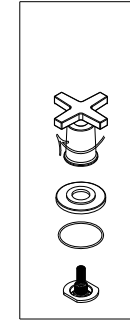
SIDE SCREW
TORNILLO LATERAL



TOP SCREW
TORNILLO SUPERIOR



NO SCREW
SIN TORNILLO



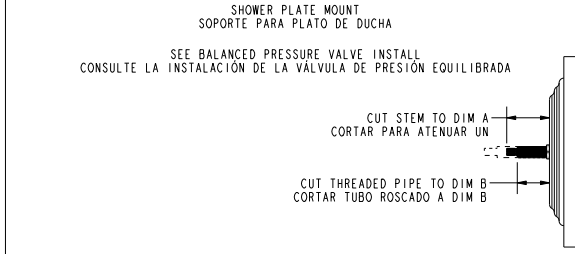
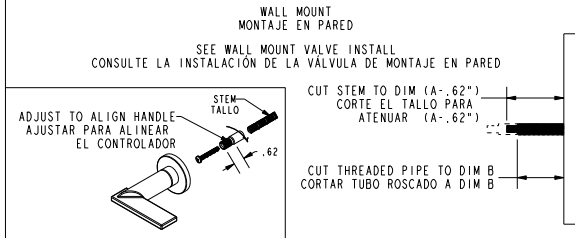
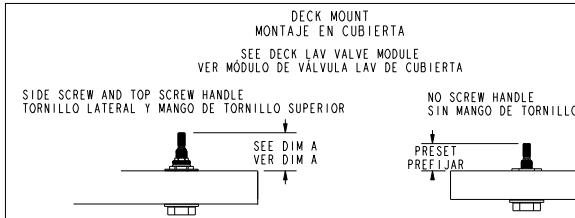

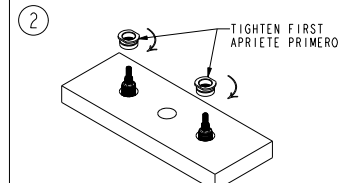
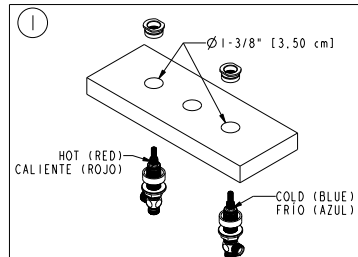
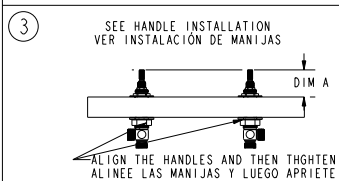
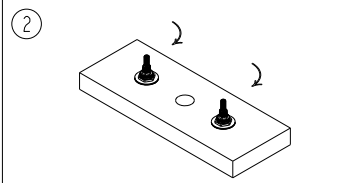
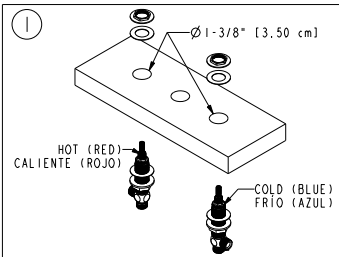
REPRESENTATIVE IMAGE SHOWN IDENTIFY YOUR PRODUCT
IMAGEN REPRESENTATIVA MOSTRADA IDENTIFIQUE SU PRODUCTO

RECOMMEND INSTALLATION BY A PROFESSIONAL PLUMBING CONTRACTOR
RECOMIENDE LA INSTALACIÓN A UN CONTRATISTA DE PLOMERÍA PROFESIONAL

NOTE: THE USE OF PETROLEUM BASE PLUMBERS PUTTY ON OUR PRODUCTS WILL NULLIFY THE WARRANTY.
WE RECOMMEND THE USE OF CLEAR SILICONE SEALING MATERIALS.
NOTA: EL USO DE MASILLA DE PLOMERÍA A BASE DE PETRÓLEO EN NUESTROS PRODUCTOS ANULARÁ LA GARANTÍA.
RECOMENDAMOS EL USO DE MATERIALES DE SELLADO DE SILICONA TRANSPARENTE.

ADJUSTABLE HEIGHT
FOR USE WITH SIDE SCREW AND TOP SCREW HANDLES
ALTURA AJUSTABLE
PARA USAR CON MANGOS DE TORNILLO LATERAL Y TORNILLO SUPERIOR

FIXED HEIGHT
FOR USE WITH NO SCREW HANDLES
ALTURA FIJA
PARA USAR SIN MANGOS DE TORNILLO



COLLECTION NAME*	DIMENSION		COLLECTION NAME*	DIMENSION	
	A	B		A	B
ALEXANDRIA	2.37	1.75			
ALVESTON	2.20	1.62			
AMISA	2.37	1.80			
ASTOR	2.20	1.60			
AYLESBURY	2.00	1.37			
BEVELLE	2.20	1.70			
CHESTERFIELD	2.20	1.60			
CLEMENS	1.50	0.75			
DORRANCE	1.37	0.75			
EAST LINEAR	2.00	1.37			
EAST SQUARE	2.00	1.37			
FAIRFIELD	2.20	1.60			
GRIFFEY	1.45	0.62			
ITHACA	1.50	0.50			
JACOBAN	2.00	1.37			
JOFFREY	1.42	0.50			
KEATON	1.25	0.50			
KIRSI	1.25	0.50			
MALVINA	1.42	0.68			
METRO	1.37	0.50			
METROPOLE	2.00	1.50			
MIRO	2.25	1.62			
MUNCY	1.37	0.62			
PARDEES	1.37	0.62			
PAVANI	1.25	0.50			
PRIYA	1.25	0.50			
SEAPORT	2.50	1.87			
SECANT	1.37	0.75			
SKYLAR	1.37	0.75			
SLATER	2.00	1.37			
SUTTON	2.00	1.25			
TAFT	1.37	0.75			
TOLMIN	1.37	0.62			
VANDER	1.50	0.62			
VICTORIA	1.87	1.15			

*SEE CARTON LABEL FOR COLLECTION NAME

NEWPORT BRASS

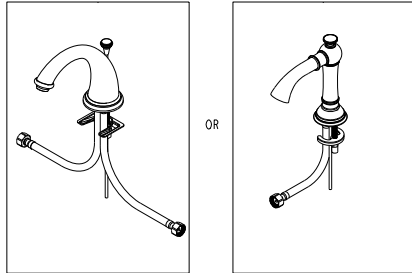
Flawless Beauty. From Faucet to Finish.

INSTALLATION INSTRUCTIONS INSTRUCCIONES DE INSTALACIÓN

SPOUT
CHORREAR

DECK MOUNT
MONTAJE EN CUBIERTA

DUAL SUPPLY LINE SINGLE SUPPLY LINE
LÍNEA DE SUMINISTRO DUAL LÍNEA DE SUMINISTRO ÚNICA



REPRESENTATIVE IMAGE SHOWN IDENTIFY YOUR PRODUCT
IMAGEN REPRESENTATIVA MOSTRADA IDENTIFIQUE SU PRODUCTO

RECOMMEND INSTALLATION BY A PROFESSIONAL PLUMBING CONTRACTOR
RECOMIENDE LA INSTALACIÓN A UN CONTRATISTA DE PLOMERÍA PROFESIONAL

NOTE: THE USE OF PETROLEUM BASE PLUMBERS PUTTY ON OUR PRODUCTS WILL NULLIFY THE WARRANTY.
WE RECOMMEND THE USE OF CLEAR SILICONE SEALING MATERIALS.
NOTA: EL USO DE MASILLA DE PLOMERÍA A BASE DE PETRÓLEO EN NUESTROS PRODUCTOS ANULARÁ LA GARANTÍA.
RECOMENDAMOS EL USO DE MATERIALES DE SELLADO DE SILICONA TRANSPARENTE.

